

E-Prime display device properties

Edit DisplayDevice Properties

Name: Display

Display Index: 2

Match desktop resolution at runtime: No

Width: 2560

Height: 1600

Color Bit Depth: 16

Refresh Rate Requested: (unspecified)

Minimum Acceptable Refresh Rate: 39

Maximum Acceptable Refresh Rate: 201

Throw error if invalid refresh rate: Yes

Refresh Alignment: 25%

Default Background Color: white

Flipping Enabled: Yes

OK Cancel

Edit DisplayDevice Properties

Name: Display

Display Index: 2

Match desktop resolution at runtime: Yes

Width: (determined at runtime)

Height: (determined at runtime)

Color Bit Depth: (determined at runtime)

Refresh Rate Requested: (unspecified)

Minimum Acceptable Refresh Rate: 39

Maximum Acceptable Refresh Rate: 201

Throw error if invalid refresh rate: Yes

Refresh Alignment: 25%

Default Background Color: white

Flipping Enabled: Yes

OK Cancel

E-Prime 'auto-scaling'

Text: font size as variable and scale linearly with height

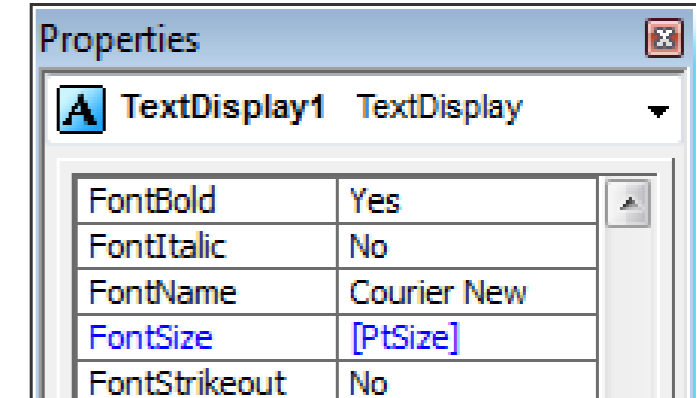
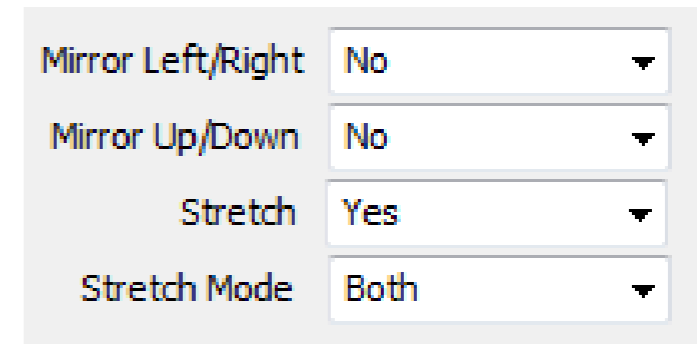


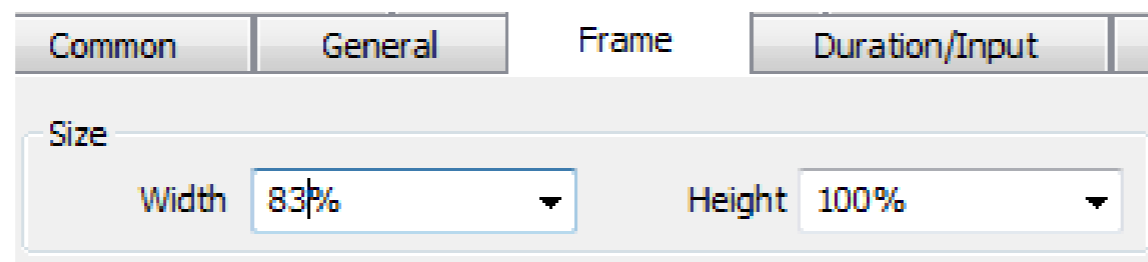
Image: Enable stretch mode



Slide Objects: relative position and size

Aspect ratio: specify frame width
 $1.33/1.6 = 83\%$

ForeColor	black
Height	25%
Text	Text
Width	100%
WordWrap	Yes
X	center
XAlign	center
Y	25%
YAlign	center



Video card GPU scaling

Pixel scaling can be performed automatically on the computer's video card. I.e. the output of the computer always matches the optimal dimensions of the display. Even if the application runs at a different configuration.

- + low-resolution tasks can be used without modification
- Text and picture quality is less optimal
- Will not solve aspect ratio problem