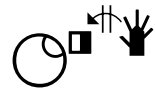
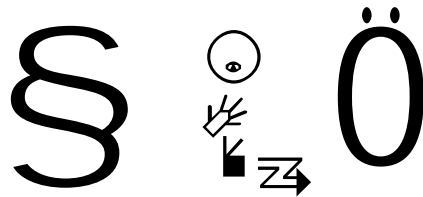
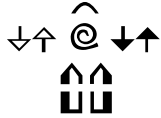

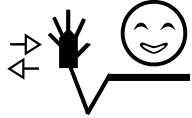

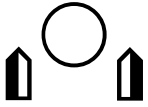
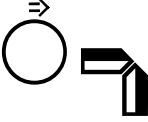

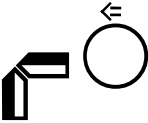
















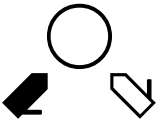

Gebärdenschrift lesen lernen



<p>Do not think of meaning. Try to understand handshape, orientation of the hand, left or right, facial expressions, other parameters ...</p>	<p>Describe this SW-sign on the left with your own words. Read your description or give the description to a partner. It is his task to perform. Compare the result with your description. Discuss the SW-sign and your description. What is missing? What was misleading?</p> <div style="text-align: center;">  </div>
	<p><i>smile! Move the spread right hand at height of the head to the left and right. The palm points to the public.</i></p>
	
	







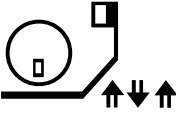
	
	
	
	
	
	
<p data-bbox="279 1783 427 1960">G</p>	

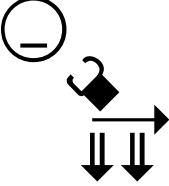

	
	
	
	
	
	
	

J





+	
	
	

0



