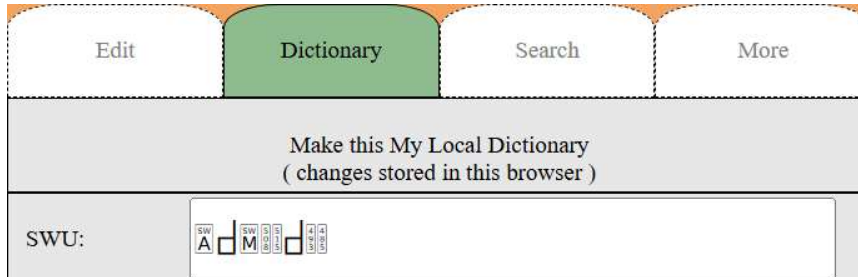


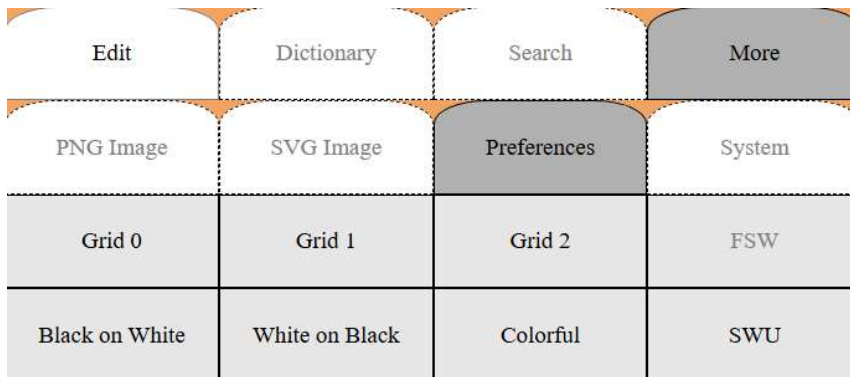
Using Formal SignWriting in ASCII (FSW) with SignMaker 2017

<https://www.signbank.org/signmaker.html>

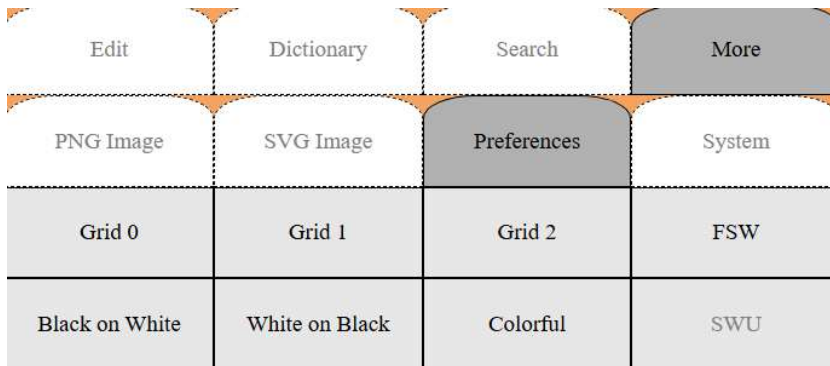
Go to the “Dictionary” tab and you may see SignWriting in Unicode (SWU) like this:



To see the FSW, go to the “More” tab and then the “Preferences” sub-tab.



Notice SWU is black and FSW is gray. Click FSW so that FSW is black and SWU is gray.



Return to the “Edit” or “Dictionary” tab to see the Formal SignWriting in ASCII (FSW).

